ÖZLER
FORMWORK and SCAFFOLDING
Your solution partner since 96
30 years

2026

FACTORY CENTER

Address : Makine İhtisas OSB. 5.Cad. No:17
Dilovası / Kocaeli / TÜRKİYE

Phone : +90 262 742 06 37
Web : ozleriskele.com
E-mail : **info@ozleriskele.com - ozler@ozleriskele.com**

İZMİR BRANCH

Address : Kavaklıdere Mah. Ankara Cd. No:405/1
Bornova / İZMİR

Phone : +90 232 479 01 37
Branch Manager : Fatih Mehmet AYVACI
E-mail : **fatih@ozleriskele.com**

ANKARA BRANCH

Address : Tepe Prime C Blok Kat 8 No:206/C-101
Çankaya / ANKARA

Phone : +90 532 173 98 74
Branch Manager : İsmail GÜNOĞLU
E-mail : **ismail.gunoglu@ozleriskele.com**

ROMANIA BRANCH

Address Strada DN CB Nr:274 Sat GLINA, Comuna
GLINA / ILFOV ROMANIA

Phone : +40 371 340 262
Branch Manager : İbrahim KARSLI
Web : ozler.ro
E-mail : **office@ozler.ro**

/ **ozleriskele.com**

Would you like to buy quality goods timely manner with fair price and excellent service?

ÖZLER KALIP ve İSKELE SİSTEMLERİ A.Ş
Makine İhtisas OSB. 5.Cad. No:17
Dilovası / Kocaeli / TÜRKİYE

ABOUT US

Turkey's "Leading Formwork and Scaffolding Manufacturer" ÖZLER has been continuing its journey as a "Formwork and Scaffolding Solution Partner" since 96 with 52+ years of experience starting in 1973. Production, Sales. Rental. Consultancy, Engineering, Technical Support, Training and Academy and exporting its products to 70+ countries in 6 continents, ÖZLER is recognized as the "Leading Formwork and Scaffolding Manufacturer" in the international market with the awards it has received.

OZLER in Figures

Our "Global Footprint" continues to grow every year with 25+ systems and 5635+ products. With our increasing capacities, ÖZLER is the "Leader of Choice" serving 100% of the local sector in terms of market share with a total facility area of 60.000 m2, 250+ employees, 52.000 tons/year production capacity and 15.000 tons/month rental capacity.

ÖZLER in Reference Projects

With 52 years of experience, we have completed "thousands" of 1. 000+ projects, including Finance Center Projects, Airport Projects, Highway Projects, Bridge and Viaduct Projects, Tunnel Projects, Petrochemical and Refinery Projects, Power Plant Projects, Art Structures, Shipyards, Stadium Projects, Treatment Plants, High-rise Residence Projects, Housing Projects, Exterior Facade Projects, Concert and Event Projects, Hotel Projects, Historical Restoration Projects, Factory and Industrial Facility Projects continue to come to life with Turkey's "Leading Formwork and Scaffolding Manufacturer" ÖZLER. ÖZLER Signature in the most prestigious construction projects.

ÖZLER in Quality and Assurance

With its R&D center with the world's most advanced technologies, we offer reliable solutions to "thousands" 1.000+ projects in the construction sector every year. ÖZLER is the choice of Global and Local business partners with 100% customer satisfaction. If you want to get a quality product on time, at an affordable price, with perfect service and 100% satisfaction, ÖZLER is your leading solution partner since 96 with 52+ years of experience.

" The Future is Ours"



INDEX

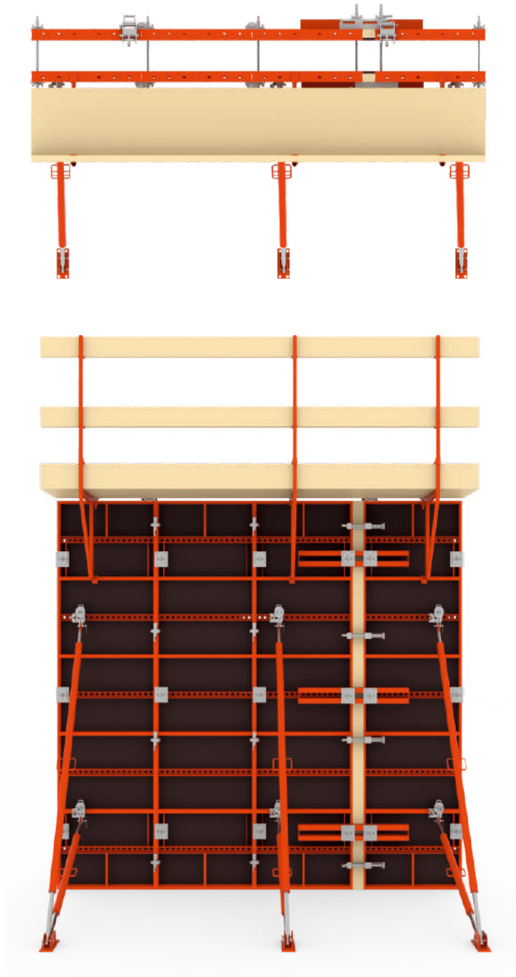

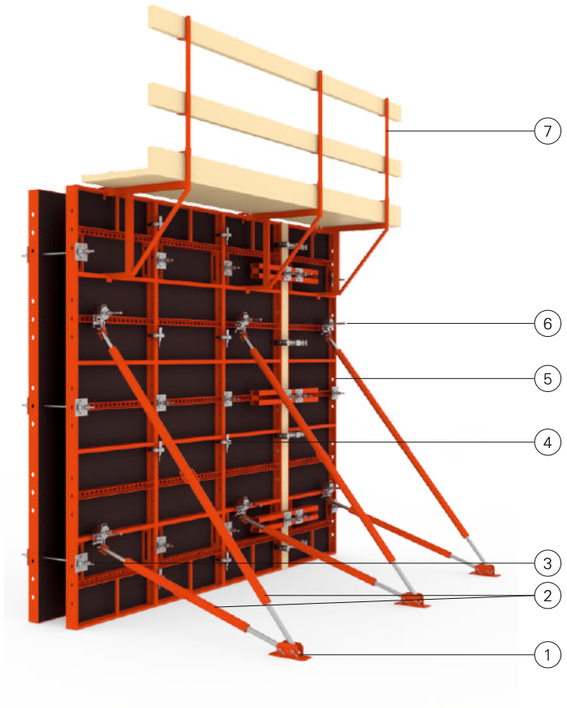

1 - Base Plate Double
2 - Push Pull Prop
3 - Tie-Rod + Nut + Plate
4 - Rapid Lock - Standard
5 - Rapid Panel
6 - Rapid Push Pull Prop Head + Nut
7 - Rapid Bracket

STANDARDS

PRODUCTION
ISO 9001, TS EN 1090

MATERIAL
TS EN 10219-1, TS EN 1035-5, TS EN 10051:210, EN 1090-2, EN 1090-4, DIN 13986

DESIGN
DIN 18218, EN 1991-1

DOCUMENT
EN 438-2, EN 314, EN 10204

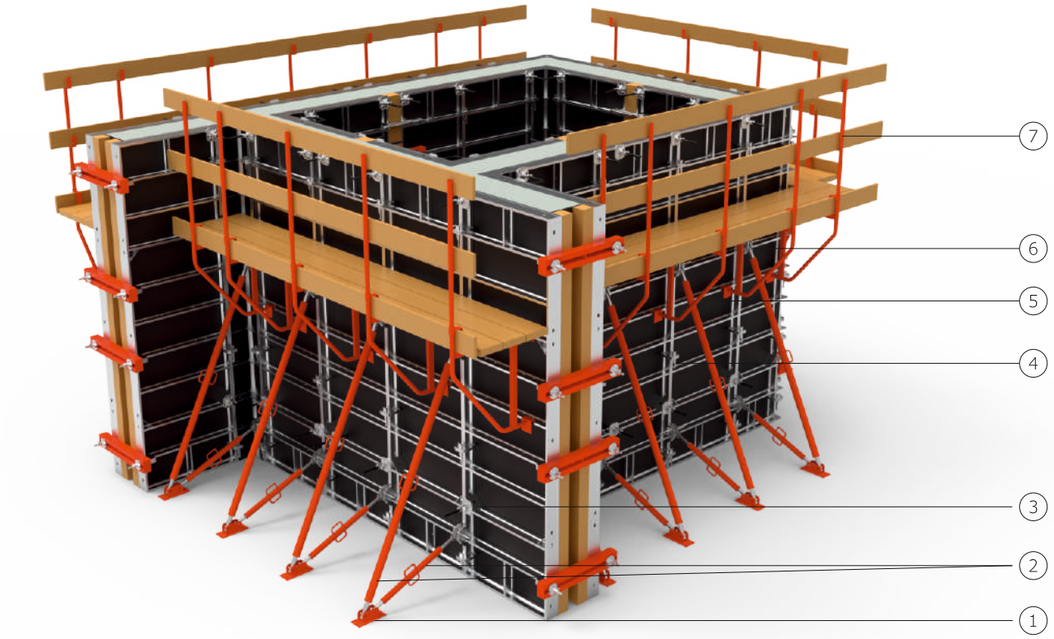

1 - Base Plate Double
2 - Push Pull Prop
3 - Tie-Rod + Nut + Plate
4 - Rapidalu Lock - Standard
5 - Rapidalu Panel
6 - Rapidalu Push Pull Prop Head + Nut
8 - Rapidalu Bracket

STANDARDS

PRODUCTION
ISO 9001, TS EN 1090

MATERIAL
TS EN 10219-1, TS EN 1035-5, TS EN 10051:210, EN 1090-2, EN 1090-4, DIN 13986

DESIGN
DIN 18218, EN 1991-1

DOCUMENT
EN 438-2, EN 314, EN 10204

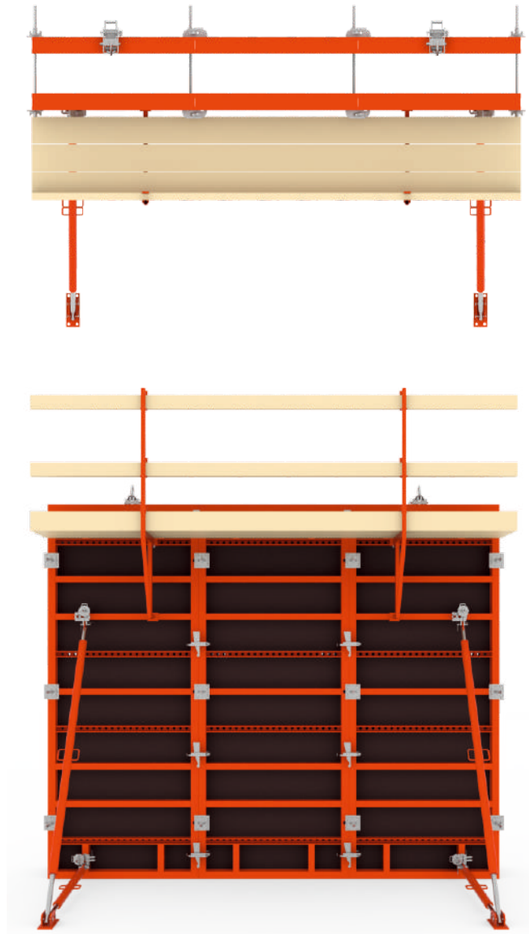

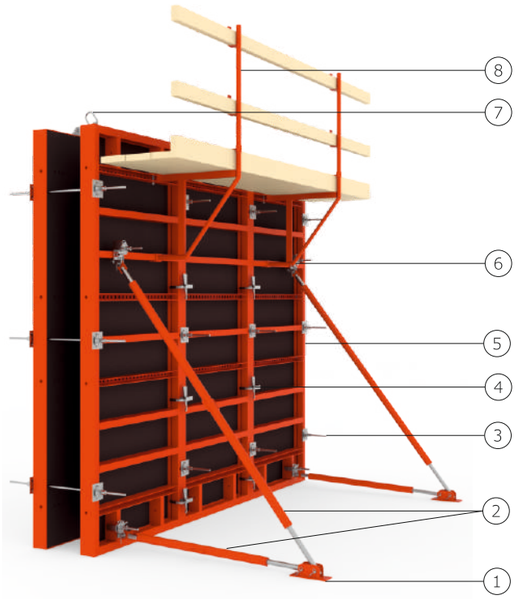

1 - Base Plate Double
2 - Push Pull Prop
3 - Tie-Rod + Nut + Plate
4 - Rapido Lock - Standard
5 - Rapido-Uni Panel
6 - Rapido Push Pull Prop Head + Nut
7 - Rapido Crane Hook
8 - Rapido Bracket

STANDARDS

PRODUCTION
ISO 9001, TS EN 1090

MATERIAL
TS EN 10219-1, TS EN 1035-5, TS EN 10051:210, EN 1090-2, EN 1090-4, DIN 13986

DESIGN
DIN 18218, EN 1991-1

DOCUMENT
EN 438-2, EN 314, EN 10204

RAPIDOXL



CODE	SIZE cm	WEIGHT kg
202308005	240 * 270	353,5
202309005	240 * 300	389,0
202310005	240 * 330	424,5

FAST
TIME
COST

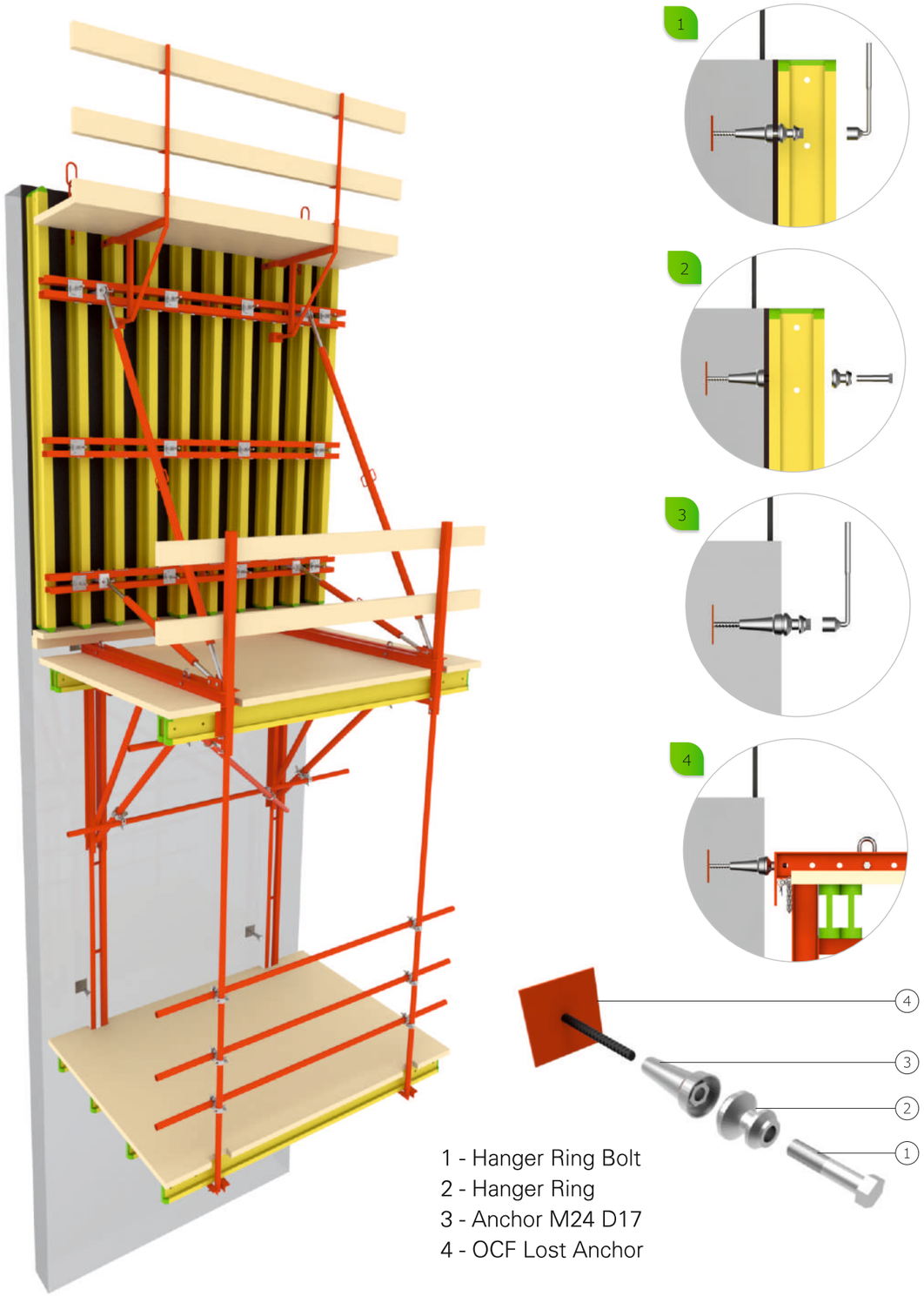

1 - Hanger Ring Bolt
2 - Hanger Ring
3 - Anchor M24 D17
4 - OCF Lost Anchor

STANDARDS

PRODUCTION
ISO 9001, TS EN 1090

MATERIAL
TS EN 10219-1, TS EN 1035-2, TS EN 1035-5, TS EN 10051:210

DESIGN
DIN 18218, EN 1991-1

DOCUMENT
EN 74-1, DIN 4420, DIN 1055, DIN 931-10.9

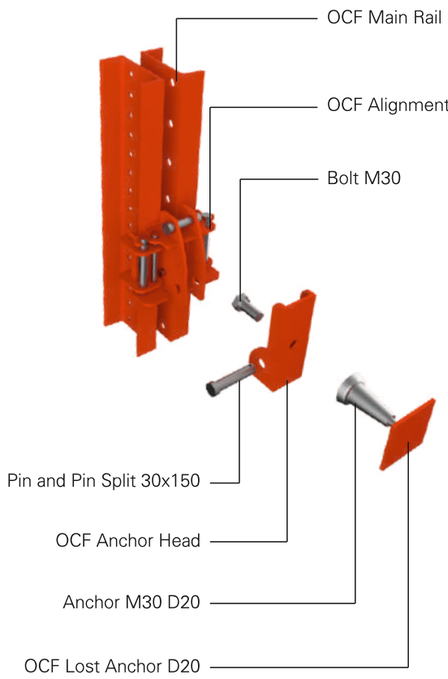

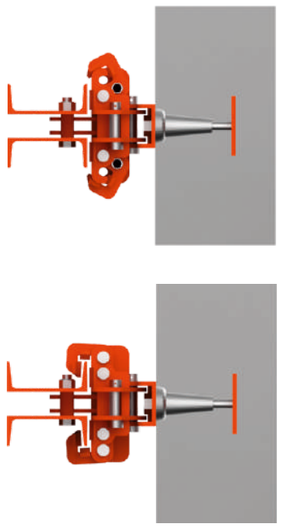

OCF alignment head and OCF main rail assembly

STANDARDS

PRODUCTION
ISO 9001, TS EN 1090

MATERIAL
TS EN 10219-1, TS EN 1035-2, TS EN 1035-5, TS EN 10051:210

DESIGN
DIN 18218, EN 1991-1

DOCUMENT
EN 74-1, DIN 4420, DIN 1055, DIN 931-10.9

WINDBOARD

Cephe Koruma Paneli

WINDBOARD

Facade Protection Panel



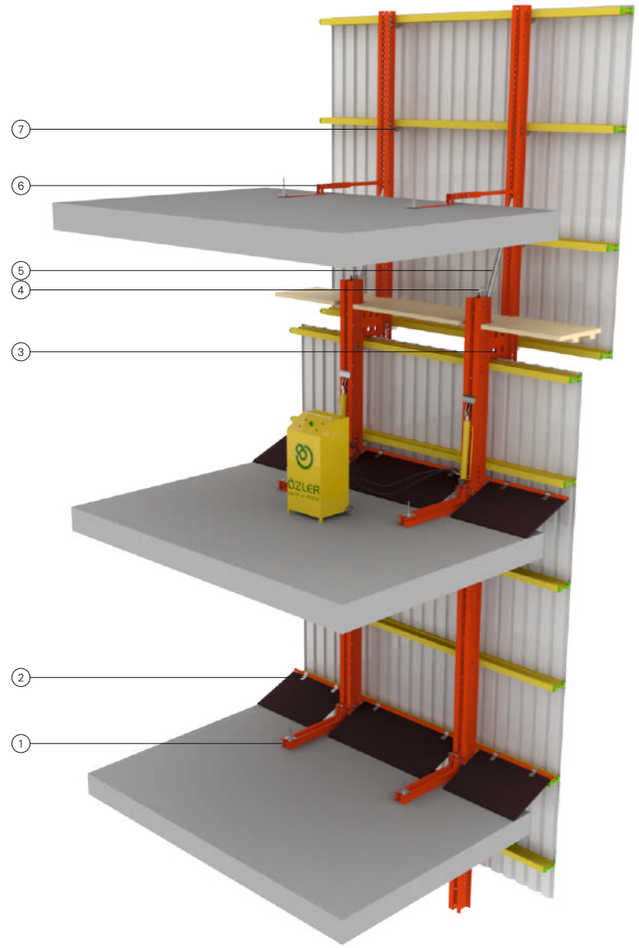

1 - WB Anchor Waler
2 - WB Protection Cover Hinge
3 - WB Console Connector
4 - WB Crane Hook
5 - WB Console Tension Tube Ø60
6 - WB Anchor Fixing Component
7 - WB H20 Connector + Plate

STANDARDS

PRODUCTION

ISO 9001, TS EN 1090

MATERIAL

TS EN 10219-1, TS EN 1035-2, TS EN 1035-5, TS EN 10051:210

DESIGN

DIN 18218, EN 1991-1

DOCUMENT

EN 74-1, DIN 931-10.9

OSF

Tek Taraflı Kalıp Sistemi

OSF

Single Side Formwork System

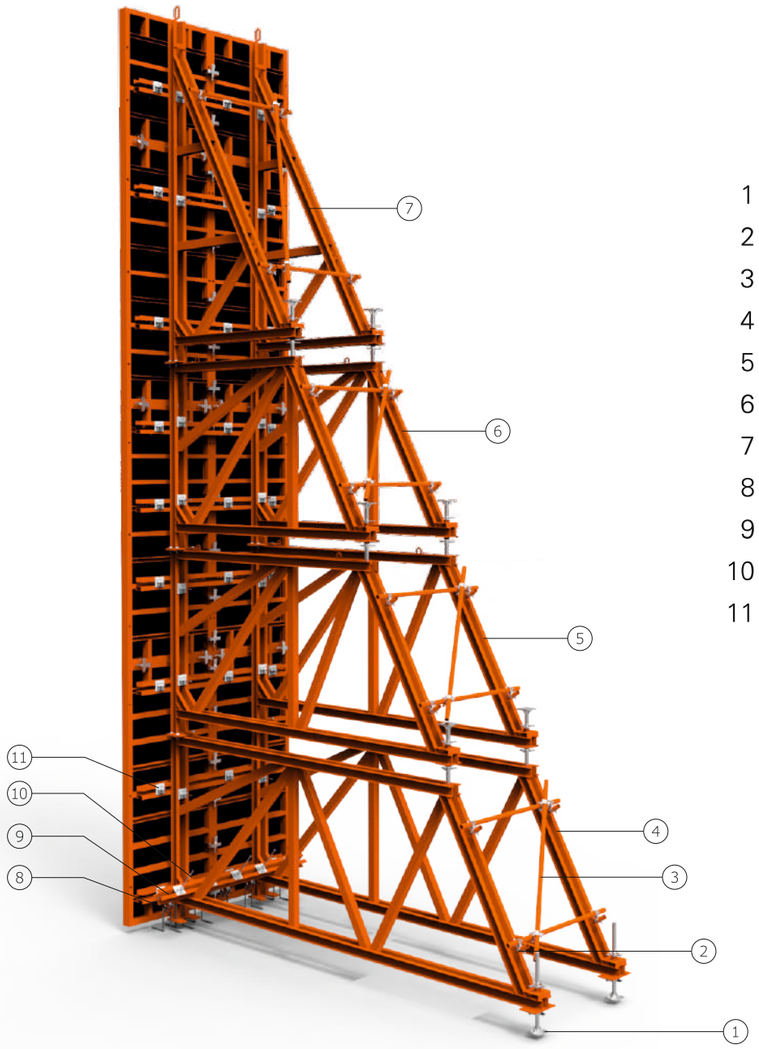

1 - OSF Back Spindle
2 - Swivel Coupler
3 - Tube Ø48
4 - OSF Frame D200
5 - OSF Frame C200
6 - OSF Frame B200
7 - OSF Frame A400
8 - OSF Anchor Puller Component
9 - Steel Waler
10 - Tie-Rod + Nut + Plate
11 - Support Waler Connector

STANDARDS

PRODUCTION

ISO 9001, TS EN 1090

MATERIAL

TS EN 10219-1, TS EN 1035-2, TS EN 1035-5, TS EN 10051:210

DESIGN

DIN 18218, EN 1991-1

DOCUMENT

EN 74-1, EN 74-3, EN 438-2, EN 314, EN 13377, EN 10204

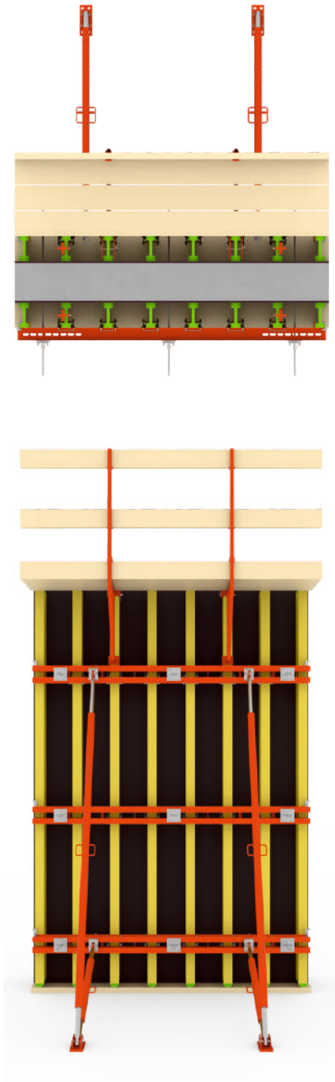

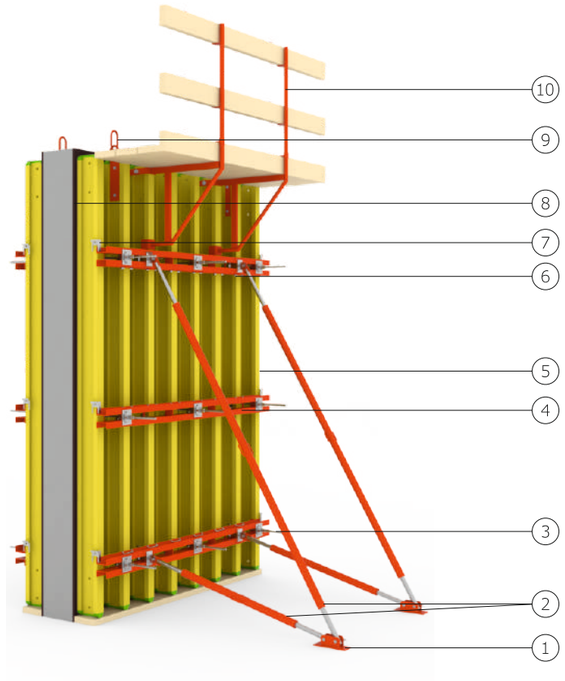

1 - Base Plate Double
2 - Push Pull Prop
3 - Tie-Rod + Nut + Plate
4 - Steel Waler
5 - H20 Wooden Beam
6 - Hook Set
7 - H20 Clips
8 - Plywood
9 - Timberform Crane Hook
10 - Timberform Bracket

STANDARDS

PRODUCTION
ISO 9001, TS EN 1090

MATERIAL
TS EN 10219-1, TS EN 1035-5, TS EN 10051:210

DESIGN
DIN 18218, EN 1991-1

DOCUMENT
EN 74-1, EN 438-2, EN 314, EN 13377, EN 10204

TIMBERFORM-DP

Dairesel Perde Kalıbı Sistemi

TIMBERFORM-DP

Circular Wall Formwork System

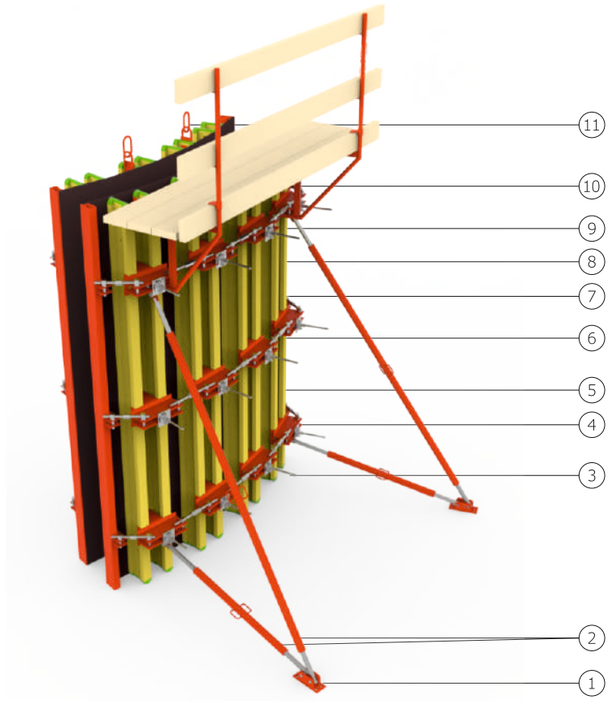

1 - Base Plate Double
2 - Push Pull Prop
3 - Tie-Rod + Nut + Plate
4 - DP Steel Waler
5 - H20 Wooden Beam
6 - DP Tension Component
7 - DP Push Pull Prop Head
8 - DP Edge Component
9 - Plywood
10 - Timberform Bracket
11 - Timberform Crane Hook

STANDARDS

PRODUCTION

ISO 9001, TS EN 1090

MATERIAL

TS EN 10219-1, TS EN 1035-5, TS EN 10051:210

DESIGN

DIN 18218, EN 1991-1

DOCUMENT

EN 74-1, EN 438-2, EN 314, EN 13377, EN 10204

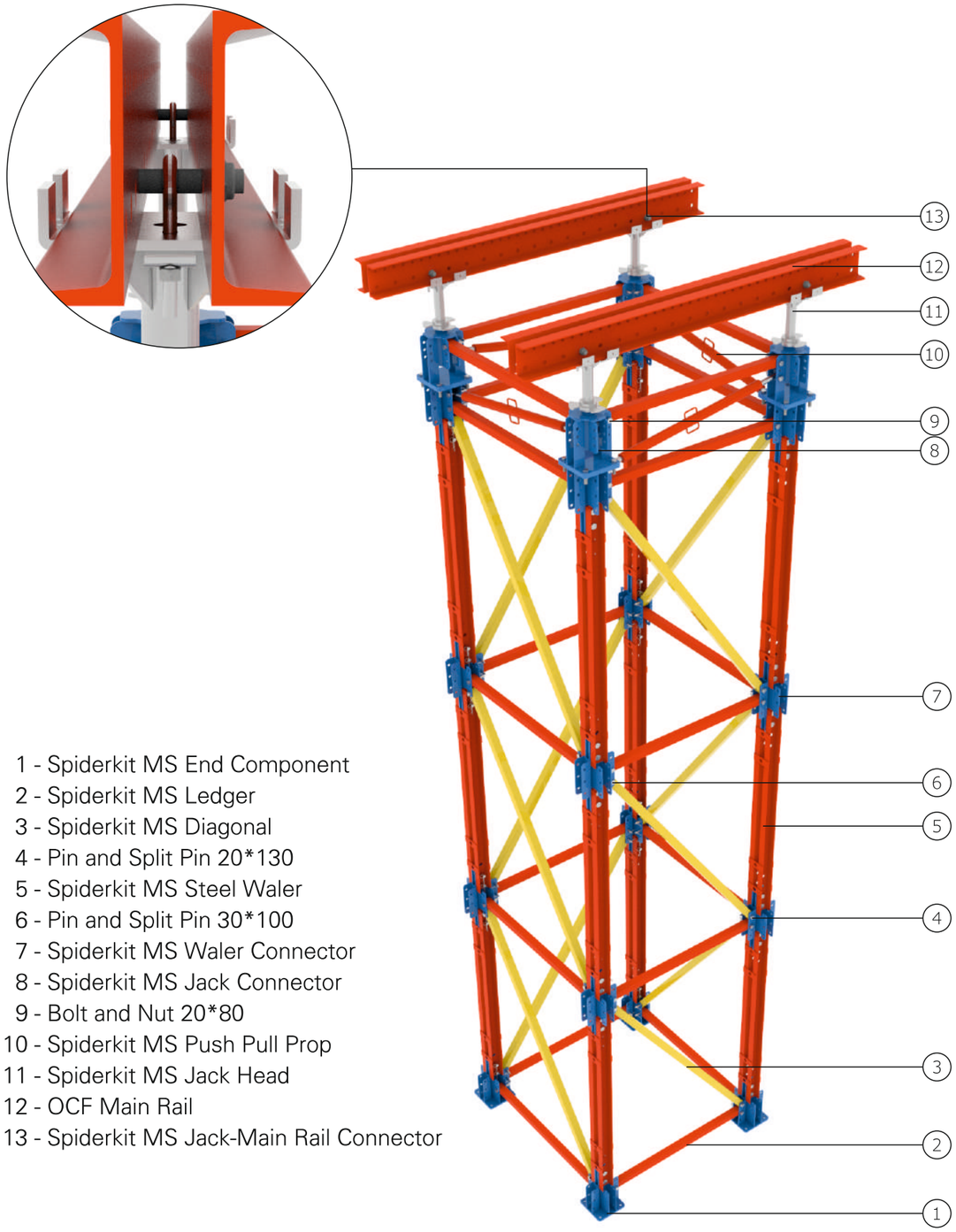

1 - Spiderkit MS End Component
2 - Spiderkit MS Ledger
3 - Spiderkit MS Diagonal
4 - Pin and Split Pin 20*130
5 - Spiderkit MS Steel Waler
6 - Pin and Split Pin 30*100
7 - Spiderkit MS Waler Connector
8 - Spiderkit MS Jack Connector
9 - Bolt and Nut 20*80
10 - Spiderkit MS Push Pull Prop
11 - Spiderkit MS Jack Head
12 - OCF Main Rail
13 - Spiderkit MS Jack-Main Rail Connector

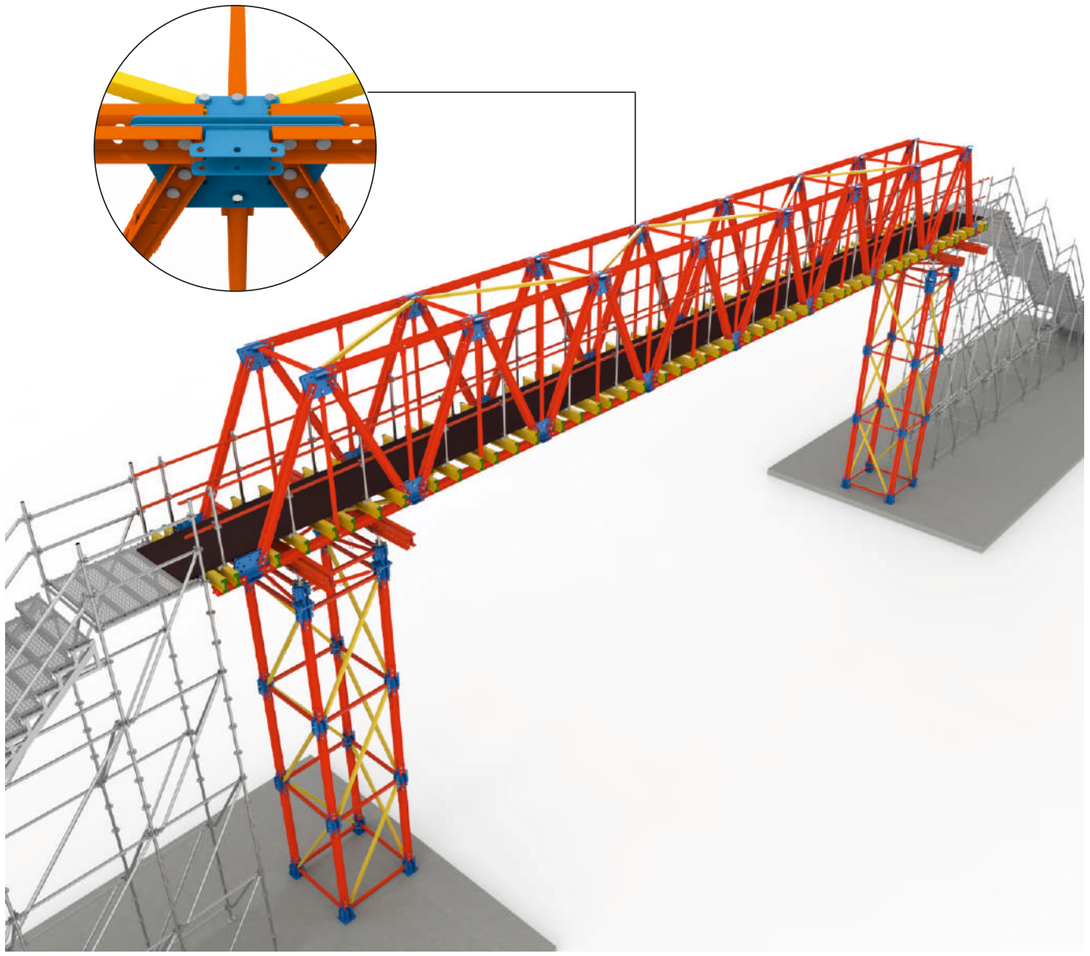

STANDARDS

PRODUCTION
ISO 9001, TS EN 1090

MATERIAL
TS EN 10219-1, TS EN 1035-5, TS EN 10051:210

DESIGN
DIN 4421, EN 1991-1

DOCUMENT
EN 74-3, DIN 18202 (LINE 6)



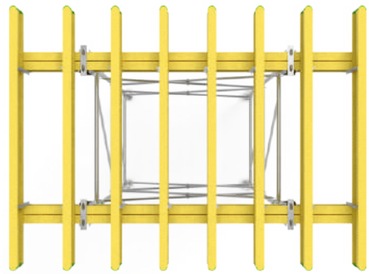

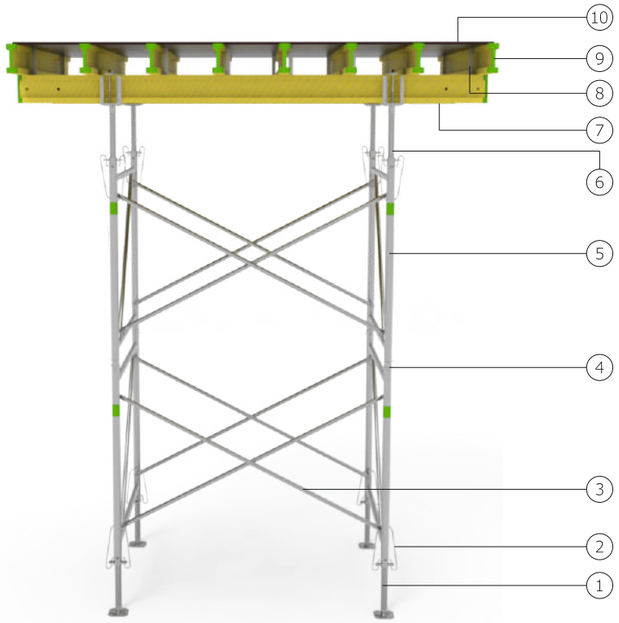

1 - Base Jack Ø48
2 - Spindle Hook
3 - Slabform Diagonal
4 - Scaffold Connection Ø60
5 - Slabform Frame
6 - H20 Head Jack Ø48
7 - Main Beam - H20 Wooden Beam
8 - Girder Connector
9 - Secondary Beam - H20 Wooden Beam
10 - Plywood

STANDARDS

PRODUCTION
ISO 9001, TS EN 1090

MATERIAL
TS EN 10219-1, TS EN 1035-2, DIN 1052-10, DIN 13377

DESIGN
DIN 4421, EN 1991-1

DOCUMENT
TS EN 12813, EN 74-1, EN 74-3, DIN 18202 (LINE 6), EN 13377

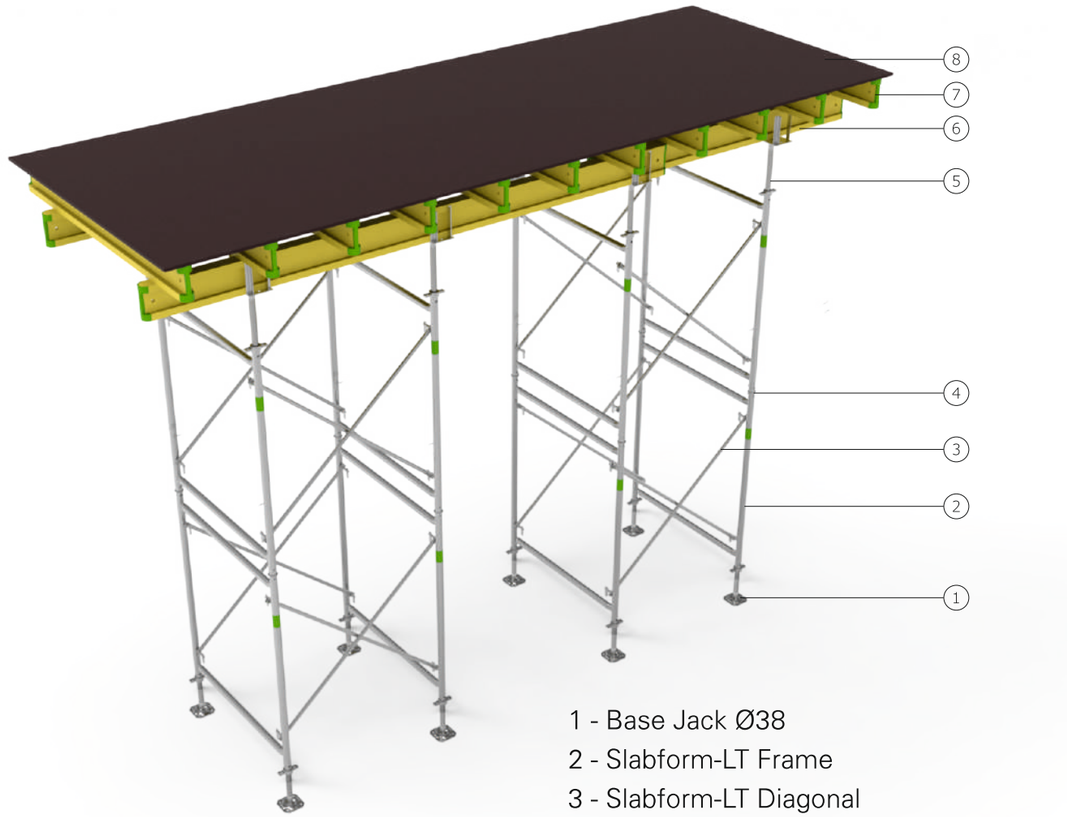

1 - Base Jack Ø38
2 - Slabform-LT Frame
3 - Slabform-LT Diagonal
4 - Scaffold Connection Ø48
5 - H20 Head Jack Ø38
6 - Main Beam - H20 Wooden Beam
7 - Secondary Beam - H20 Wooden Beam
8 - Plywood

STANDARDS

PRODUCTION
ISO 9001, TS EN 1090

MATERIAL
TS EN 10219-1, TS EN 1035-2, DIN 1052-10, DIN 13377

DESIGN
DIN 4421, EN 1991-1

DOCUMENT
TS EN 12813, EN 74-1, EN 74-3, DIN 18202 (LINE 6), EN 13377

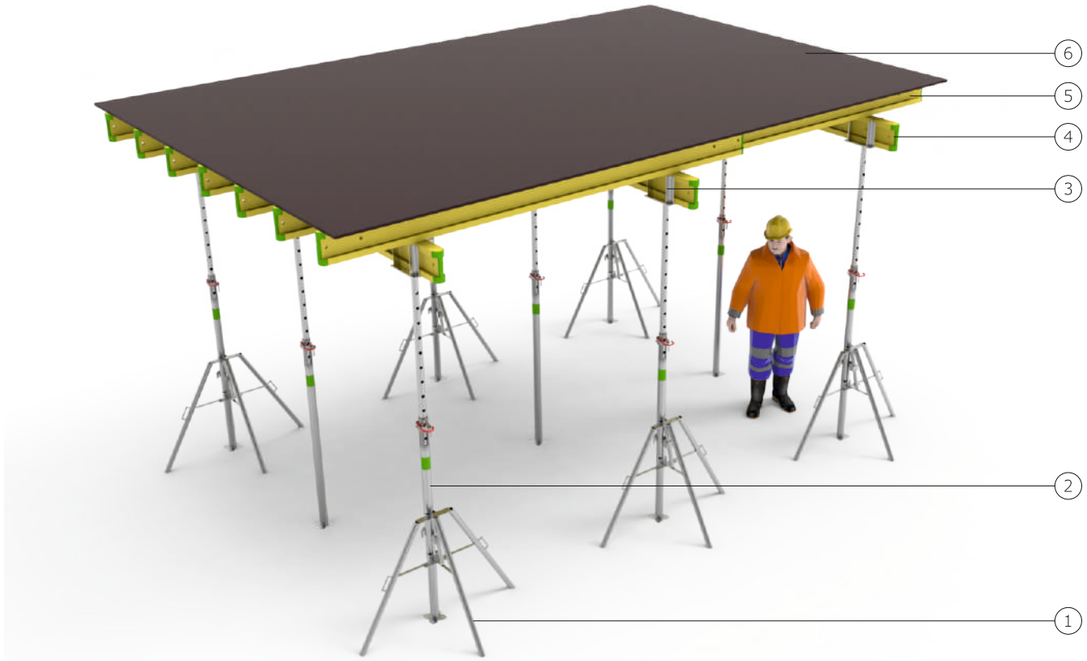

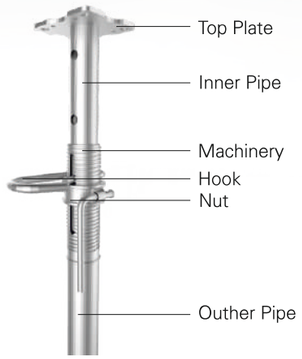

1 - Slabflex Tripod
2 - Telescopic Prop
3 - Slabflex Head - H20
4 - Main Beam - H20 Wooden Beam
5 - Secondary Beam - H20 Wooden Beam
6 - Plywood

STANDARDS

PRODUCTION
ISO 9001, TS EN 1090

MATERIAL
TS EN 10219-1, TS EN 1035-2, TS EN 10051:210, DIN 1052-10, DIN 13377

DESIGN
DIN 4421, EN 1991-1

DOCUMENT
TS EN 1065, EN 74-1, DIN 18202 (LINE 6), EN 13377

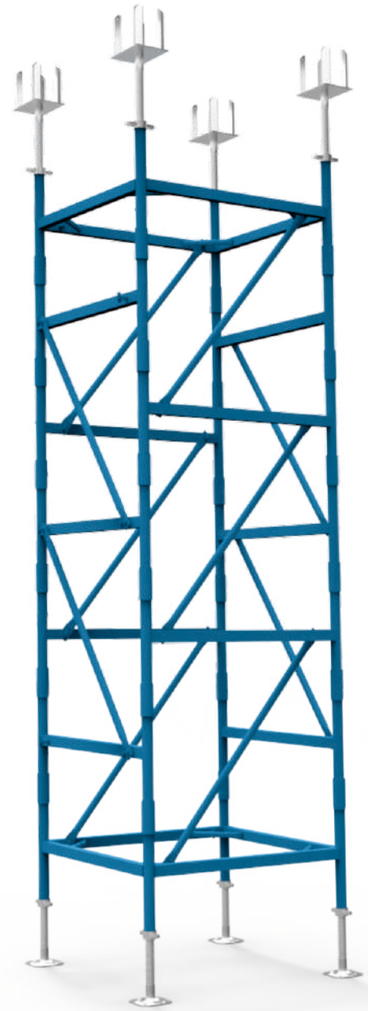

H-Tower Height Table

Height	Frame	Diagonal	Weight
1,75-2,30	4	4	93,72
2,25-2,80	6	6	107,58
2,75-3,30	8	8	121,44
3,25-3,80	10	10	135,30
3,75-4,30	12	12	149,16
4,25-4,80	14	14	163,02
4,75-5,30	16	16	176,88
5,25-5,80	18	18	190,74
5,75-6,30	20	20	204,60
6,25-6,80	22	22	218,46
6,75-7,30	24	24	232,32
7,25-780	26	26	246,18
7,75-8,30	28	28	260,04
8,25-8,80	30	30	273,90
8,75-9,30	32	32	287,76
9,25-9,80	34	34	301,62
9,75-10,30	36	36	315,48
10,25-10,80	38	38	329,34
10,75-11,30	40	40	343,20
11,25-11,80	42	42	357,06
11,75-12,30	44	44	370,92

STANDARDS

PRODUCTION
ISO 9001, TS EN 1090

MATERIAL
TS EN 10219-1, TS EN 1035-2, TS EN 1035-5, DIN 1052-10, DIN 13377

DESIGN
DIN 4421, EN 1991-1

DOCUMENT
TS EN 12813, EN 74-1, EN 74-3, DIN 18202 (LINE 6), EN 13377



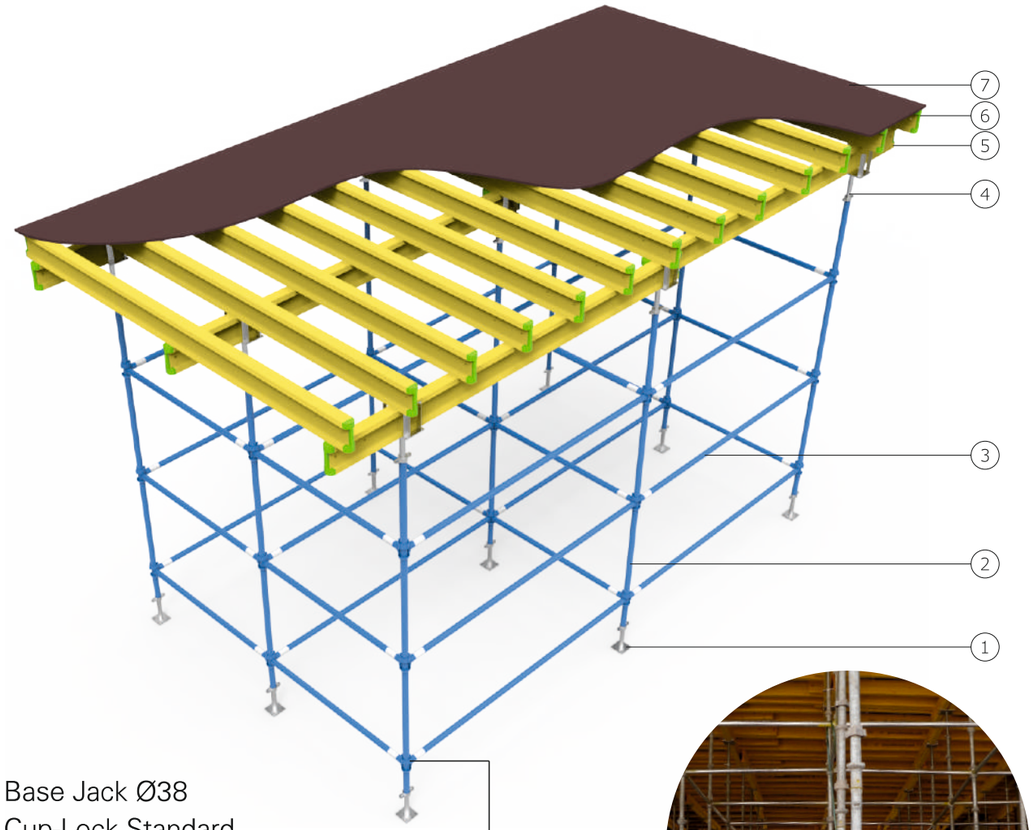

1 - Base Jack Ø38
2 - Cup-Lock Standard
3 - Cup-Lock Ledger
4 - H20 Head Jack Ø38
5 - Main Beam - H20 Wooden Beam
6 - Secondary Beam - H20 Wooden Beam
7 - Plywood

STANDARDS

PRODUCTION
ISO 9001, TS EN 1090

MATERIAL
TS EN 10219-1, TS EN 1035-2, DIN 1052-10, DIN 13377

DESIGN
DIN 4421, EN 1991-1

DOCUMENT
TS EN 12813, EN 74-1, EN 74-3, DIN 18202 (LINE 6), EN 13377


ÖZLER


ÖZLER
ÖZLER
ÖZLER
ÖZLER
ÖZLER akademi | 365


ÖZLER

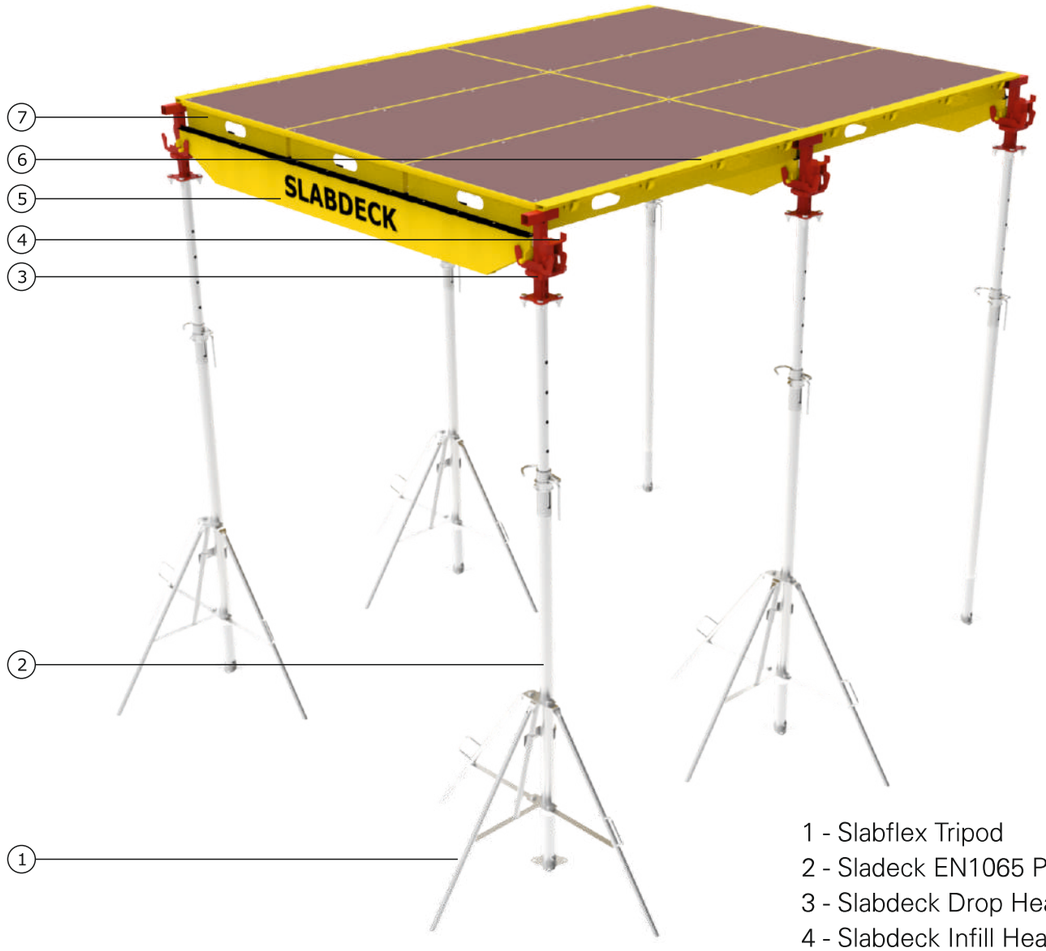

1 - Slabflex Tripod
2 - Sladeck EN1065 Prop
3 - Slabdeck Drop Head
4 - Slabdeck Infill Head
5 - Slabdeck Beam
6 - Slabdeck Infill Profile
7 - Slabdeck Panel

STANDARDS

PRODUCTION
ISO 9001, TS EN 1090

MATERIAL
TS EN 10219-1, TS EN 1035-2, TS EN 10051:210, DIN 13986, TS 4922, TS EN 755-1, TS EN 12020-1

DESIGN
DIN 4421

DOCUMENT
TS EN 1065, EN 74-1, DIN 18202 (LINE 6), EN 438-2, EN 314

1 - Slabflex Tripod
2 - Slabmax EN1065 Prop
3 - Slabmax Head
4 - Slabmax Panel

STANDARDS

PRODUCTION
ISO 9001, TS EN 1090

MATERIAL
TS EN 10219-1, TS EN 1035-2, TS EN 10051:210, DIN 13986, TS 4922, TS EN 755-1, TS EN 12020-1

DESIGN
DIN 4421

DOCUMENT
TS EN 1065, EN 74-1, DIN 18202 (LINE 6), EN 438-2, EN 314

1 - Base Jack Ø38
2 - SS Base Transom
3 - SS Main Frame
4 - SS Ledger
5 - SS Diagonal
6 - SS-US Ladder Deck
7 - SS End Guardrail - U Type
8 - SS Steel Deck 32
9 - SS-US Toe Board
10 - SS Half Frame
11 - Wall Tie
12 - SS L Frame

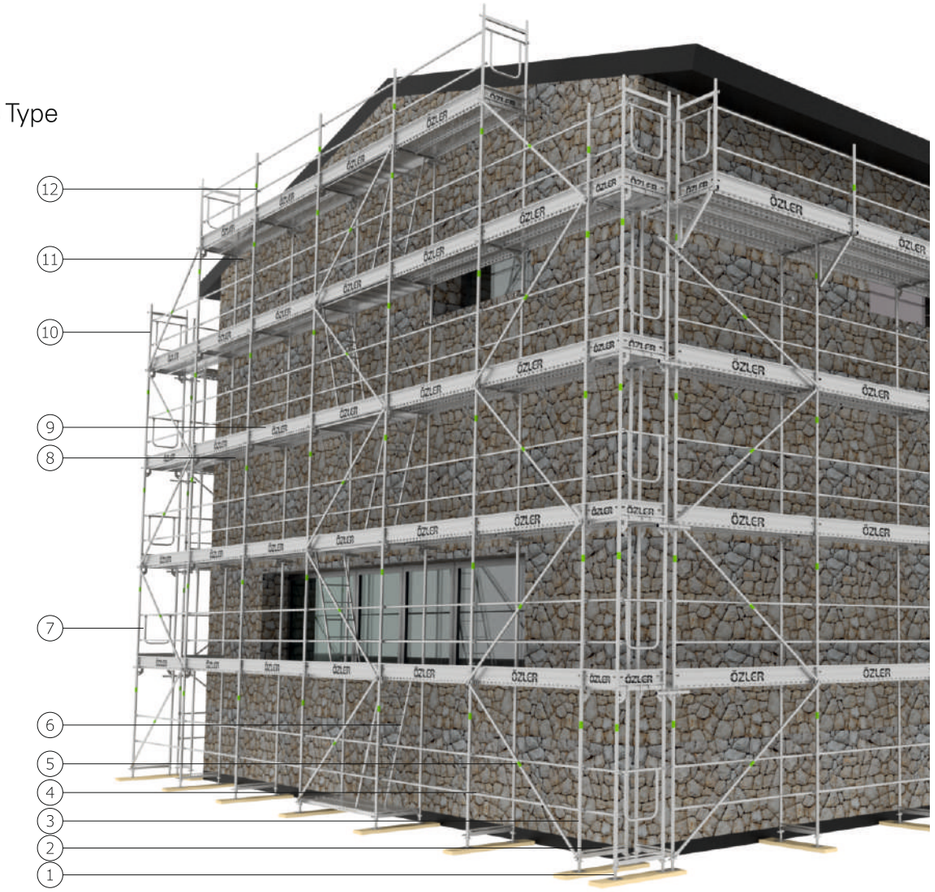

STANDARDS

PRODUCTION
ISO 9001, TS EN 1090

MATERIAL
TS EN 10219-1, TS EN 1035-2, TS EN 1035-5, EN 39, TS EN 10051:210

DESIGN
DIN 18218, EN 1991-1

DOCUMENT
TS EN 12810-1, EN 74-1, EN 74-3



A- Uncoated SAFETYSCAFF B - Semi-Permeable SAFETYSCAFF C - Impermeable SAFETYSCAFF



Support Reaction Forces				
Coating Type		A	B	C
Reaction Forces To The Base Jacks	Maximum Wind Load	1803 kg	1927 kg	2.045 kg
	Minimum Wind Load	1590 kg	1700 kg	1.805 kg

1 - US Base Plate
2 - US Ledger
3 - US Diagonal
4 - US Standard
5 - US Toe Board
6 - Steel Deck

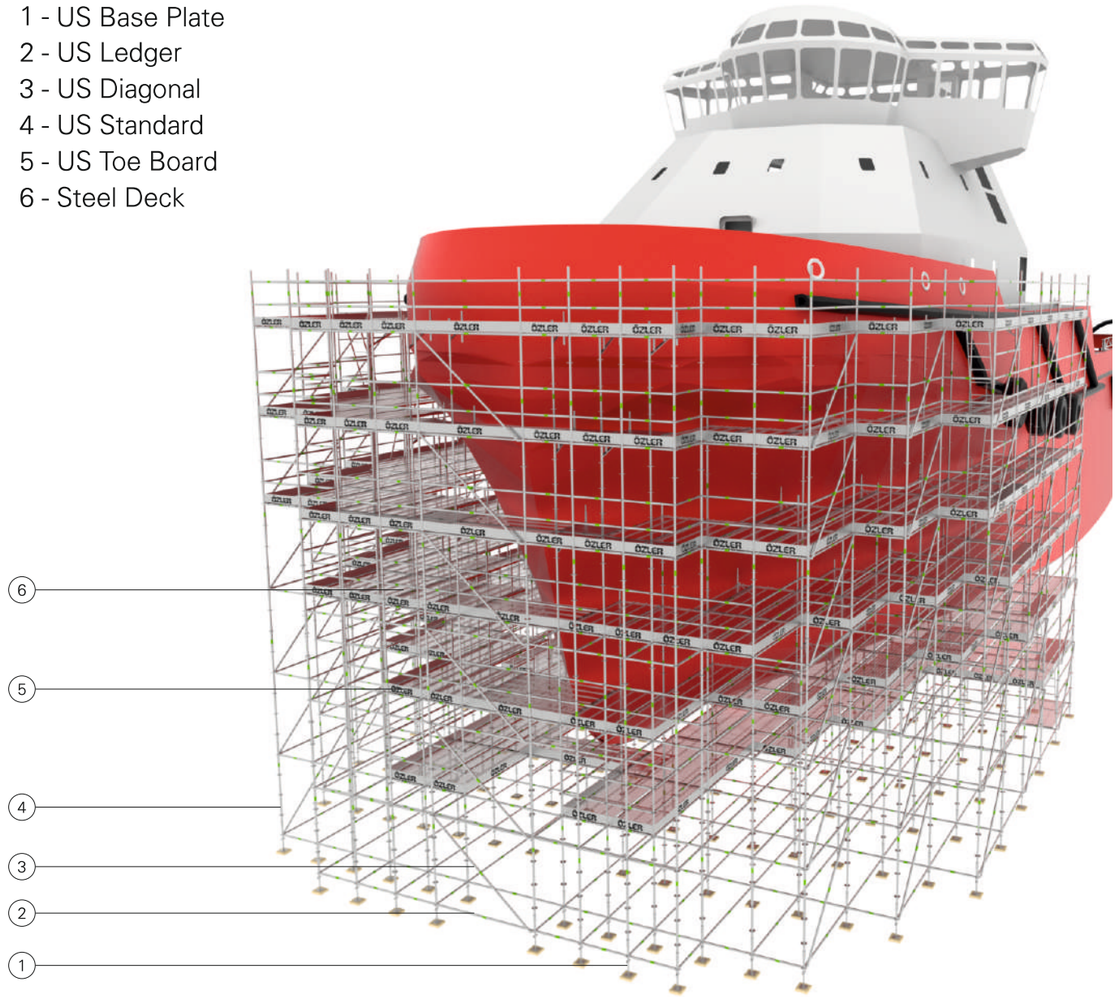

STANDARDS

PRODUCTION
ISO 9001, TS EN 1090

MATERIAL
TS EN 10219-1, TS EN 1035-2, TS EN 1035-5, EN 39, TS EN 10051:210

DESIGN
DIN 4421, DIN 18218, EN 1991-1

DOCUMENT
TS EN 12810-1, TS EN 12813, EN 74-1, EN 74-3

Stairtower

ST-1

ST-2



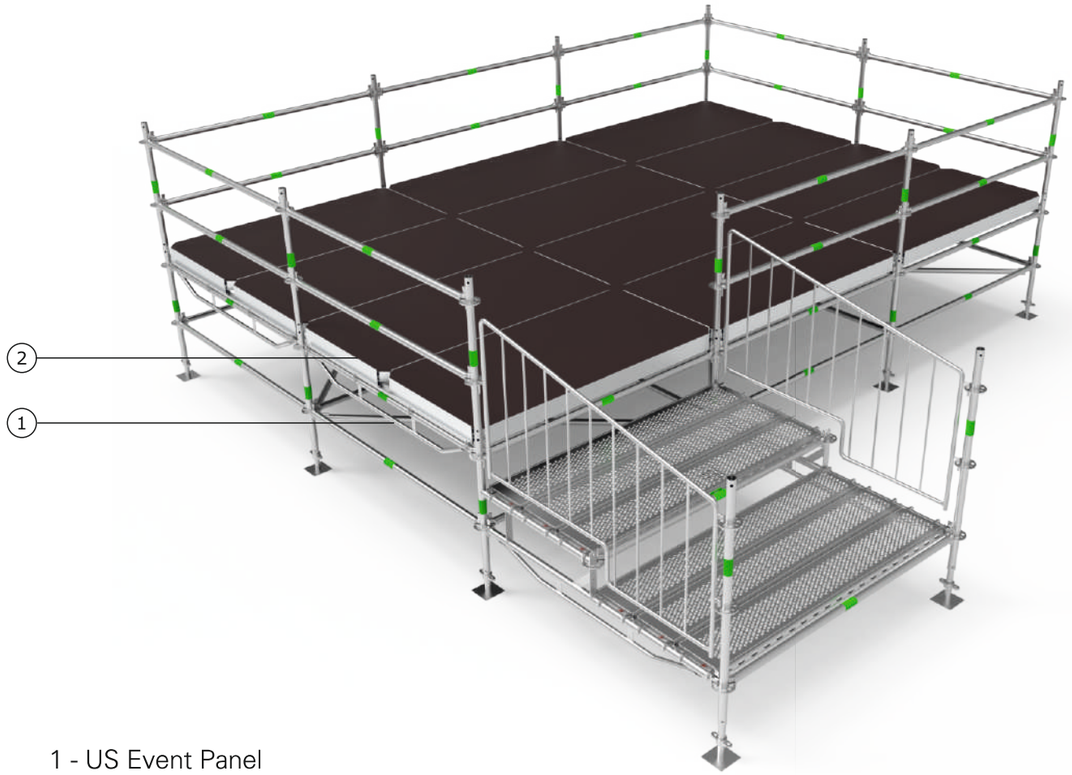

1 - US Event Panel
2 - US Event Panel Beam

STANDARDS

PRODUCTION
ISO 9001, TS EN 1090

MATERIAL
TS EN 10219-1, TS EN 1035-2, TS EN 1035-5, EN 39, TS EN 10051:210

DESIGN
DIN 4421, DIN 18218, EN 1991-1

DOCUMENT
TS EN 12810-1, TS EN 12813, EN 74-1, EN 74-3

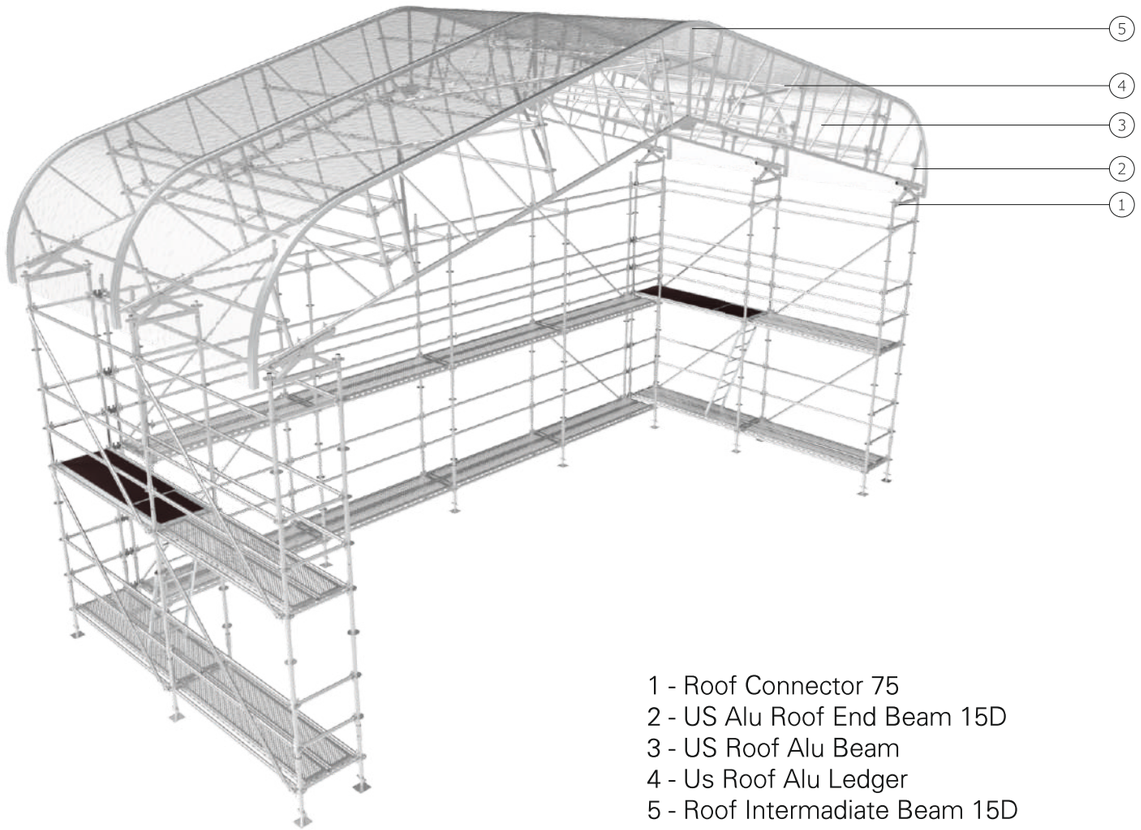

1 - Roof Connector 75
2 - US Alu Roof End Beam 15D
3 - US Roof Alu Beam
4 - Us Roof Alu Ledger
5 - Roof Intermadiate Beam 15D

STANDARDS

PRODUCTION
ISO 9001, TS EN 1090

MATERIAL
TS EN 10219-1, TS EN 1035-2, TS EN 1035-5, EN 39, TS EN 10051:210

DESIGN
DIN 4421, DIN 18218, EN 1991-1

DOCUMENT
TS EN 12810-1, TS EN 12813, EN 74-1, EN 74-3





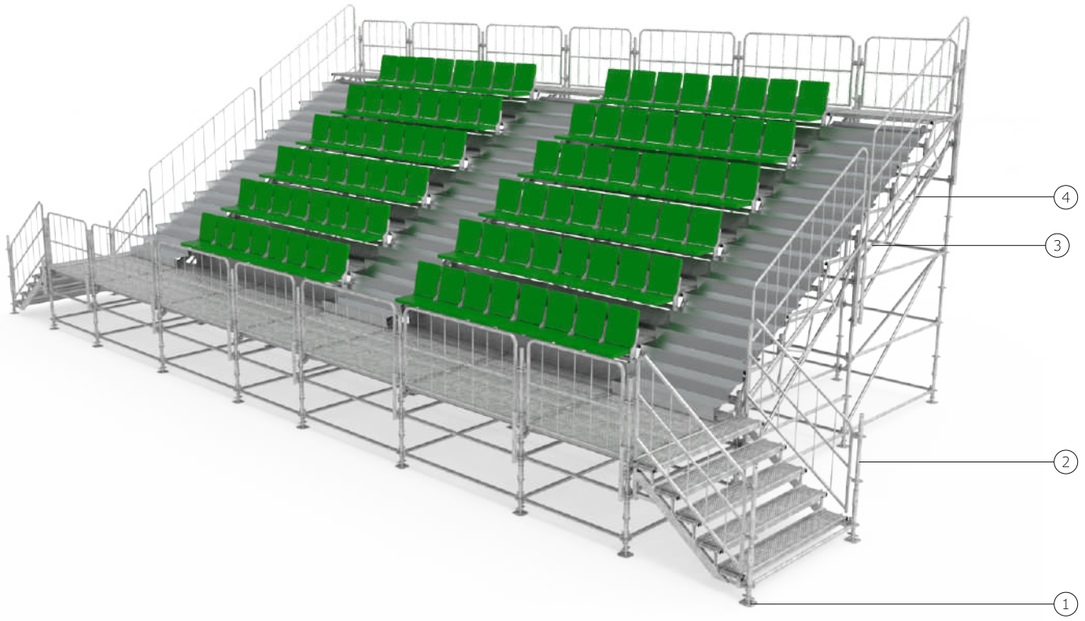

1 - Base Jack
2 - US Event Standart
3 - US Event Support Ledger
4 - US Event Base Diagonal
5 - US Event Guard Rail
6 - US Event Guard Rail
7 - SS-US Toe Board
8 - US Steel Deck

STANDARDS

PRODUCTION
ISO 9001, TS EN 1090

MATERIAL
TS EN 10219-1, TS EN 1035-2, TS EN 1035-5, EN 39, TS EN 10051:210

DESIGN
DIN 4421, DIN 18218, EN 1991-1

DOCUMENT
TS EN 12810-1, TS EN 12813, EN 74-1, EN 74-3

Industrial Solutions

Pipe Rack

ST-3



1 - Standard Panel Post
2 - SB B Type Standard Panel

STANDARDS

PRODUCTION
ISO 9001, TS EN 1090

MATERIAL
TS EN 1035-5, TS EN 10051:210

DESIGN
EN 1991-1

DOCUMENT
TS EN 13374

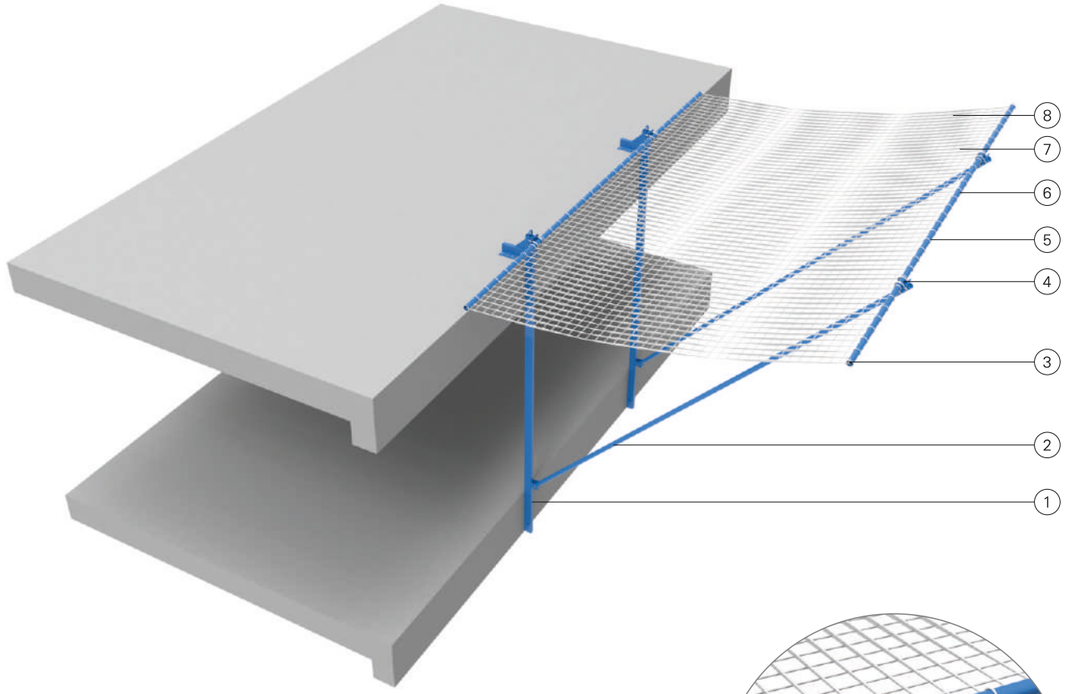



1 - Safetynet Main Rail
2 - Safetynet Tension Tube Ø60
3 - Safetynet Carabine
4 - Safetynet U Coupler
5 - Safetynet Plastic Coupler
6 - Safetynet Perforated Tube Ø60
7 - Net 6 mm 100*100
8 - Net 2 mm 20*20

STANDARDS

PRODUCTION
ISO 9001, TS EN 1090

MATERIAL
TS EN 10219-1, TS EN 1035-2, TS EN 10051:210

DESIGN
EN 1991-1

DOCUMENT
TS EN 1263-1, EN 74-1

FORMDECK

Malzeme Çıkartma Platformu

FORMDECK

Material Transport Bracket

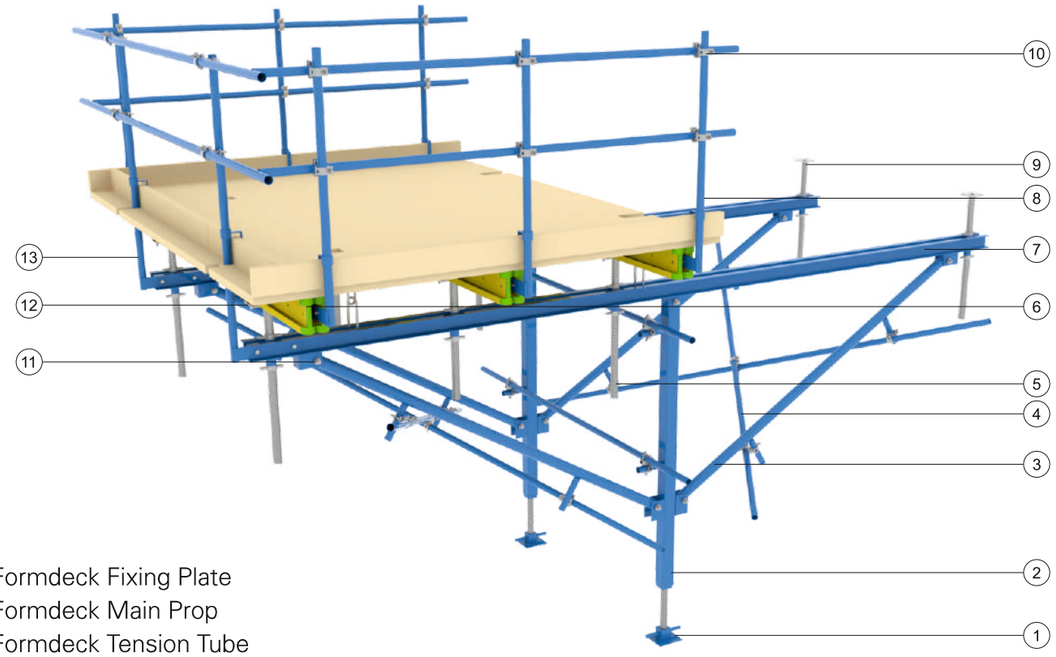

1 - Formdeck Fixing Plate
2 - Formdeck Main Prop
3 - Formdeck Tension Tube
4 - Tube Ø48*3,0
5 - H20 Head Jack Ø48
6 - H20 Wooden Beam
7 - Formdeck Main Beam
8 - Formdeck Guardrail 145
9 - Base Jack Ø48
10 - Swivel Coupler 1,5*1,5
11 - Bolt and Nut 27*150
12 - Head - H20 Coupler
13 - Formdeck Guardrail 170



STANDARDS

PRODUCTION
ISO 9001, TS EN 1090

MATERIAL
TS EN 10219-1, TS EN 1035-2, TS EN 1035-5, TS EN 10051:210, DIN 1052-10, DIN 13377

DESIGN
EN 1991-1

DOCUMENT
EN 13377

Katalogdaki ürünlerin kullanılacağı ülke veya bölgelerdeki kurum, kuruluş veya enstitülerin izin ve onayları gerekebilir. Bu durumlarda tüm izin ve onayların alınması ile ürünlerin kullanılması sırasında gerekli tüm güvenlik tedbirlerinin uygulanması ve sonuçlarından kullanıcı sorumludur.

In some countries, usage of our products may be need prior permission and approvals from associations, organisations, institutes due to local legislations. In this case all safety instructions must be considered and whole responsibility is on users behalf.

Note

ÖZLER FORMWORK and SCAFFOLDING
Your solution partner since 96
30 years